



ACCESSORIES

GLUING AND MEASURING

PANOTEC®

ENHANCE YOUR EFFICIENCY WITH OUR INTEGRATED SOLUTIONS

The machine is the centrepiece of Panotec's mechanic excellence and it has a wide range of accessories revolving around it in order to offer maximum efficiency for the packaging on demand solutions we offer.

All solutions can be tailor made to raise efficiency and generate added value.



GLUING

Simple, fast and flexible systems that can be perfectly integrated into the packaging on demand process by communicating with the Panotec packaging machines and providing immediate solutions for all format requirements.

E-GLUER



It glues medium-small American boxes, with Hotmelt Glue.


The operator folds the flaps and inserts the box into the machine. The vertical flap on the inside of the box is glued to the sidewalls, so that the external surface remain smooth and the box can be folded more easily.

ADVANTAGES

- It can be easily incorporated into the production processes
- It can be easily integrated in packaging areas, communication interfaces are not required
- The external walls of the box remain smooth since the vertical flap is glued on the inside of the box
- Automated detection of the required gluing length
- The machine operates rapidly and in a very flexible way

Particularly suitable for
the following business
sectors:

- e-commerce
- spare parts
- logistics

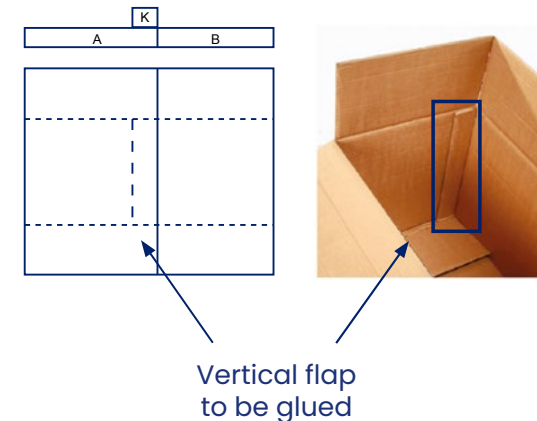


OPTIONAL

- **Tube for manual glue dispensing** for oversized boxes
- **Aligning Table** for long boxes


FUNCTIONING

The machine operates as a stand-alone tool and does not require any interface connections.

[illegible]

TECHNICAL FEATURES

Box Type	Small-medium American boxes (Fefco 0201*, Fefco 0203*, etc)
Cardboard thickness	3 to 7 mm
Service requirement	Compressed air 6 bar Electrical 400V - 50Hz - 3P+G European
Productivity	Up to 10 boxes/minute



The folded box has to be inserted into the machine with the flap to be glued upwards, positioned perpendicular to the machine.



The box is automatically fed into the machine where it is glued, then it is released at the back or at the front of the machine (operating mode can be selected).

FLEXOGLUER




It glues medium-big American boxes, with Hotmelt Glue.

The machine consists of a worktable, an alignment limit stop on the operator side and 2 adjustable alignment units for easy and stable positioning during the gluing process.

The operator folds and feeds the box into the machine and starts the gluing cycle. The vertical flap on the inside of the box is glued to the sidewalls, so that the external surface remains smooth and the box can be folded more easily.

Particularly suitable for the following business sectors:

- e-commerce e logistics (special sizes)
- furniture


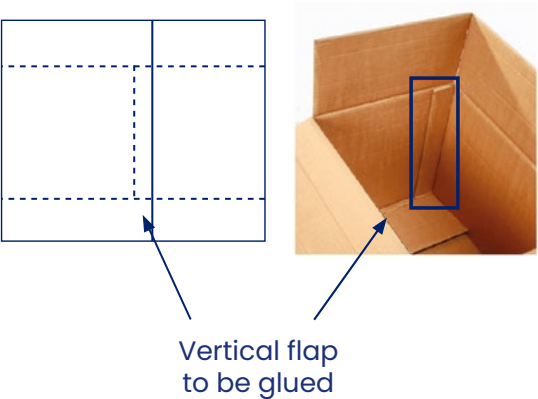
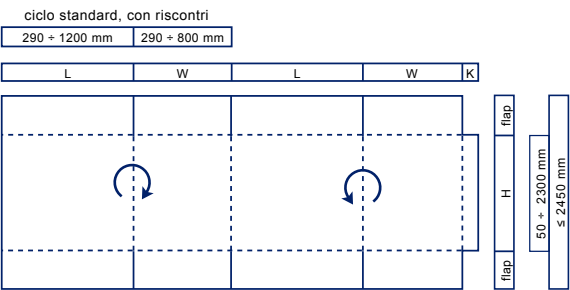


ADVANTAGES

- The machine is positioned at the cardboard exit of the Panotec packaging machine and therefore allows for a steady workflow
- The external surface of the box remains smooth since the vertical flap is glued to the inside of the box
- The machine allows to glue very large-sized boxes

FUNCTIONING

The machine operates in combination with a Panotec packaging machine, from which it receives all necessary information to perform the gluing procedure correctly.



Flap gluing is performed with Hot Melt glue.

The gluing station can easily glue even oversized boxes, thanks to a special gluing cycle that does not use aligning guides.

TECHNICAL FEATURES

Box Type	big-medium American boxes (Fefco 0201*, Fefco 0203*, etc)
Cardboard thickness	3 to 7 mm
Service requirement	compressed air 6 bar electrical 400V - 50Hz - 3P+G European
Productivity	up to 3 boxes/minute



MEASURING

Panotec achieves tailor-made solutions thanks to its customer-oriented approach, which is then transformed into integrated measuring stations, lines and workstations able to detect the exact dimensions of the products thus triggering the right work cycle.

3EVOSCAN

An extremely flexible system to measure unaligned goods or items of irregular shape.



Connected via Ethernet port to a Panotec packaging machine, it measures the dimensions of the product and sends the data to the packaging machine which produces the suitable box accordingly. It is also possible to create a database containing all the sizes of the items processed by the customer. 3evoscan can either be integrated into a packaging line or used as a stand-alone tool, since it is equipped with loading and unloading stations.

The system is composed of an infeed conveyor, a measuring device, interposed between the two conveyors and an output conveyor.

3evo is available in two standard versions:

- **For small and medium formats,**
up to 1600 x 850 x H 850 mm
- **For large formats,**
up to 3500 x 1350 x H 850 mm

TECHNICAL FEATURES


Standard feeding speed	15mt / min
Measuring precision	5 mm
Minimum distance required between products in continuous scan mode	approx. 200 mm
Number of measuring in continuous scan mode	small formats (L 300 mm): up to 30/min medium formats (L 1000 mm): up to 12/min large formats (L 2000 mm): up to 7/min

CONTROL PANEL

The touch screen panel is installed on a pivoting arm and allows to modify detected sizes before sending them to the machine. The box model can be set by default, or manually chosen by the operator or pre-set according to the detected sizes.

The system can work in both single cycle (loading, measuring, unloading) and continuous cycle (conveyors on constant move).

SCANPACK



Connected via Ethernet port to a Panotec packaging machine, it measures the dimensions of one or more products and sends the data to the packaging machine which produces the suitable box accordingly. It can be used to create a database containing all the sizes of the items processed by the customer.

The operator measures the products by using a bar code scanner (included): on the three surface areas of the station (base, front and side) a series of bar codes with data concerning length, width and height are affixed at a distance of 10 mm (measuring precision).

The correct size is determined by scanning the first code not covered by the items.



Versione scanpack 1100

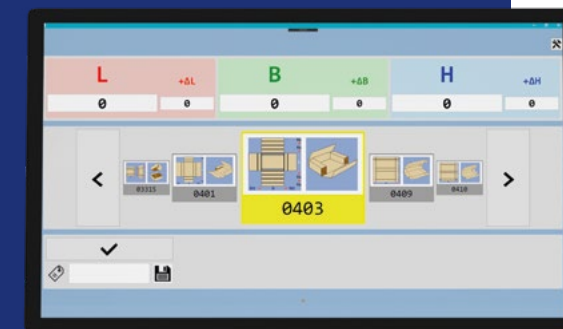
Scanpack table, equipped with wheels to easily move it, is produced in two different formats:

- For small and medium formats of single products or product groups: 1100 X 750 X H 550 mm
- For large formats: 2000 X 1500 X H 550 mm

CONTROL PANEL

The touch screen panel is installed on a pivoting arm and allows to modify detected sizes before sending them to the machine.

The box model can be set by default, or manually chosen by the operator.



SCANPACK DISTO

With a laser scanner (included), the operator will be able to measure the three dimensions: the three sides of the station (base, front and side) are used as a measure bench to check length, width and height.

The operator has to scan the three sides and the recorded data is then send to the packaging machine where the box will be produced automatically.

Scanpack Disto, equipped with wheels to easily move it, has got the following features:

- dimensions of the box that can be placed on the measuring bench: 1100 x 750 x h 550 mm
- smallest measurable value: 70 mm
- measuring precision: ± 1 mm

You may take the measures of larger products without positioning them on the bench simply by using a measuring surface for the laser scanner.



PACKAGING IDENTIFICATION SYSTEMS

The identity of a product is its admission ticket to the market. All solutions by Panotec are extremely efficient in industrial environments and meet the specific requirements of production from box labelling to printing.

HP 12.5 PRINT

Integrated solution to print codes, brief descriptions or bar codes on the inner surface of the box.

ADVANTAGES

The text or bar code printed according to the needs of the customer can be:


- stored in the archive of the machine linked to the specific box
- send in remote via the corporate network together with the production data of the box
- entered manually by the operator



The main features of the system are:

- ink-jet marker with 12.7 mm HP print head
- resolution up to 600 dpi
- colour: black

BARCODE



Box production can be managed also by using a bar code scanner.

The customer manages a simple archive in which each code is linked to a specific box.

As soon as the operator scans the bar code (e.g. on a product label) the machine either produces the box immediately or adds it to the production list.

The main features of the system are:

- **wireless bar code scanner**, connected to the control unit of the machine
- **code archive**, remotely managed via the company network
- It can manage multiple barcodes, each of them is linked to its production list.

ZEBRA PRINTER



Integrated solution to print labels and produce boxes at the same time.

The main features of the system are:

- thermo-transfer printer connected to the network
- resolution 203 dpi
- 2 types of printing formats: 108 mm/ 168mm
- custom layout of the label including free text fields managed by the customer



OPTIONAL

For the printer version with label detection and rewinding system (optional) box production is managed automatically based on the labels that are removed: only after a label has been removed from the printer the next label and box are produced.

The system therefore provides the following advantages:

- a fast and easy work cycle
- a correct work flow in which a label is never attached to the wrong box



PANOTEC®

Headquarters

Via G. Polese, 2

31010 Cimadolmo (TV), Italia

T +39 0422 432715

www.panotec.com

info@panotec.it



Subject to management and coordination by International Boxes Srl

06/24

*Code Fefco universally adopted to simplify the presentation of the boxes.

